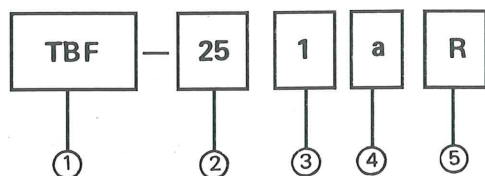




PUSH BUTTON SWITCH

MODEL DESIGNATIONS



● note: TBD, TBMR, TBDR are 30m/m only.

SPECIFICATIONS

Current Ratings:

Alternate Current	AC125V	AC250V	AC500V	AC600V
	10A	6A	3A	2A
Direct Current	DC125A	DC250V	DC600V	
	2A	1A	0.4A	

Dielectric Strength:

AC2200V for duration of one minute.

Insulation Resistance: Over 100M Ω @ DC500V.

Temperature Rise:


At Contacts Less than 30 degrees.

At Terminals Less than 25 degrees.

(@ Ambient temperature of 40°C, and a continuous current of 10 amperes)

Contact Resistance: Less than 30m Ω

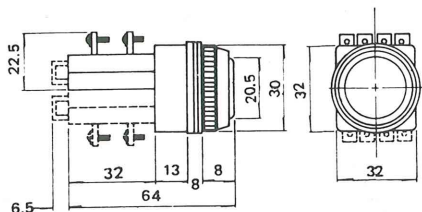

Ambient Temperature Allowable: -20°C -60°C.



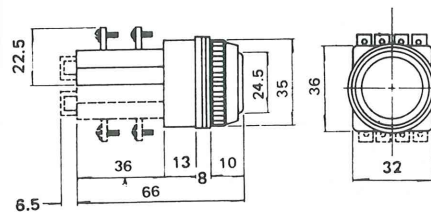

Designation	Signal	Description
1. Type	TBF	Flat Head
	TBL	Long Head
	TBM	Mushroom Head
	TBW	Rainproof
	TBK	Push-Lock
	TBKL	Push-Lock (Large Head)
	TBD	Special Duty
	TBMR	Mushroom Head with Guard Ring
	TBDR	Special Duty with Guard Ring
2. Mounting Hole	25	ϕ 25m/m
	30	ϕ 30m/m
3. No. of Contact Blocks Fitted	1~4	1~4
4. Type of Contact Blocks Fitted	(None) a b	1a1b (NO-NC) 1a (NO) 1b (NC)
5. Head Color	R G Y B W	Red Green Yellow Black White

TYPE	H	L	W
1A 1B	25	35	32.5
1A or 1B	25	26	32.5

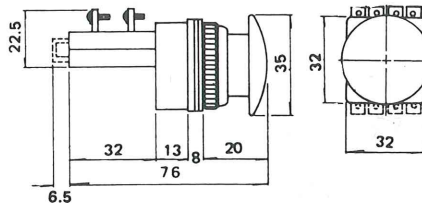

TBF-251



TBF-301



TBM-251



TBM-301

